

SDL BARS SIMULATED DIVIDED LITES

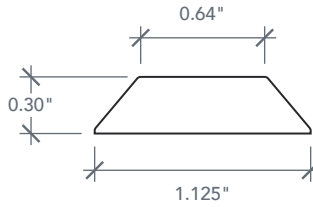
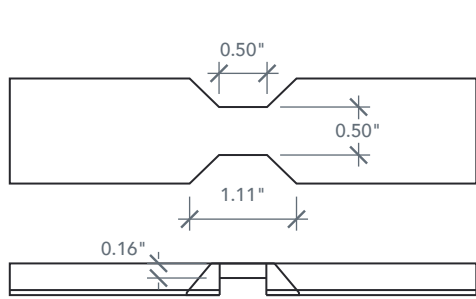
SMOOTH & FIR

SHAKER PROFILE SIDELITE OPTIONS

CRAFTSMAN SERIES

AVAILABLE SIZING

ARTWORK SCALE: AS NOTED




SDL BAR SIDE PROFILE

ARTWORK NOT TO SCALE

ACSDF4S6802-2SL 3-LITE FOR 6'8" FIR SIDELITE

ACSDS3S6802-2SL 3-LITE FOR 6'8" SMOOTH SIDELITE



ACCESSORY INFO

ARTWORK SCALE: 3"=1"

Pieces Per Set: 1
7.9" SDL Bars (1 pcs.)

Matching Doors:
DRF3SL
DRF3SL

