

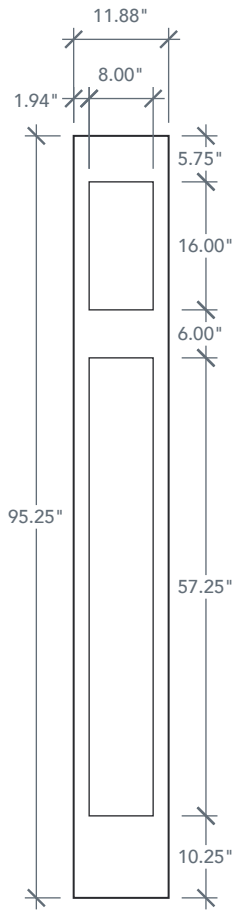
8'0" SLF3S80 THREE PANEL SIDELITE

FIR SHAKER PROFILE

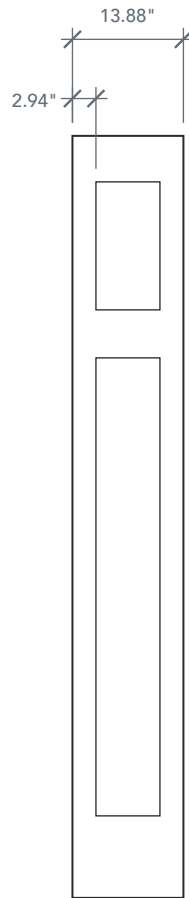
CRAFTSMAN SERIES

AVAILABLE SIZING

ARTWORK SCALE: 1/2"=1'



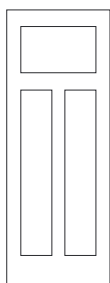
1' 0" x 8' 0"



1' 2" x 8' 0"

NOTE: BY REQUEST, SIDELITE HEIGHT COMES IN VARYING DIMENSIONS TO A MINIMUM OF 95". EXCESS WILL BE TAKEN FROM BOTTOM RAIL. ALL OTHER DIMENSIONS WILL REMAIN THE SAME.

MATCHING DOORS

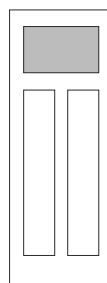


DRF3F80

Available Widths:

3' 0"

NOTE: DOES NOT MATCH WITH 3'6" x 8'0"



DRF3S80L

Available Widths:

2' 8"

2' 10"

3' 0"