

SDL BARS SIMULATED DIVIDED LITES

SMOOTH & FIR

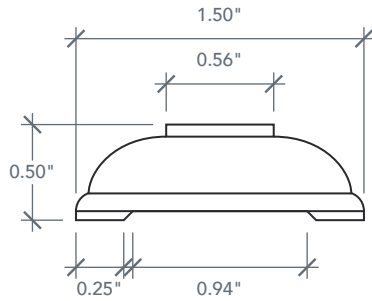
8'0" OVOLO PROFILE DOOR OPTIONS

CRAFTSMAN SERIES

2022 PLASTPRO SPECBOOK PAGE: 47

ACCESSORY DIMENSIONS

ARTWORK SCALE: AS NOTED




SDL BAR SIDE PROFILE

ARTWORK SCALE: 1"=1"

ACSDF23005 3-LITE FOR 8'0" FIR DOOR

ACSDW23001 3-LITE FOR 8'0" SMOOTH DOOR




ACCESSORY INFO

ARTWORK SCALE: 1 1/2"=1"

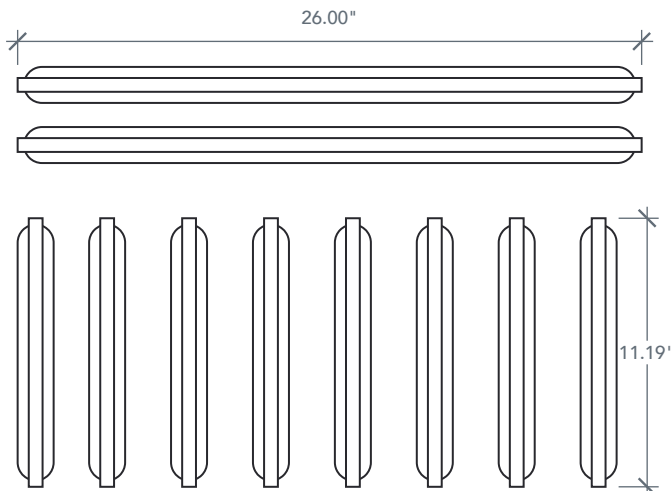
Pieces Per Set: 4
23" SDL Bars (4 pcs.)

Matching Doors:
DRF3C80 G000 | Spec Page 28
DRS3C80 G000 | Spec Page 28



ACSDF23006 6-LITE FOR 8'0" FIR DOOR

ACSDW23002 6-LITE FOR 8'0" SMOOTH DOOR



ACCESSORY INFO

ARTWORK SCALE: 1 1/2"=1"

Pieces Per Set: 10
26" SDL Bars (2 pcs.)
11 3/16" SDL Bars (8 pcs.)

Matching Doors:
DRF3C80 G000 | Spec Page 28
DRS3C80 G000 | Spec Page 28

