

SDL BARS SIMULATED DIVIDED LITES

SMOOTH & FIR

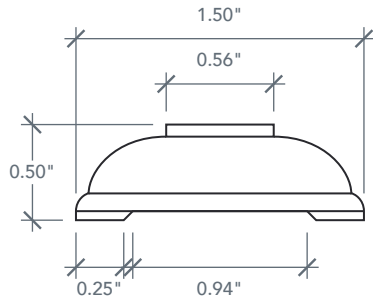
6'8" OVOLO PROFILE DOOR OPTIONS

CRAFTSMAN SERIES

2022 PLASTPRO SPECBOOK PAGE: 46

ACCESSORY DIMENSIONS


ARTWORK SCALE: AS NOTED



SDL BAR SIDE PROFILE

ARTWORK SCALE: 1"=1"

ACSDF23001 3-LITE FOR 6'8" FIR DOOR
ACSDW23005 3-LITE FOR 6'8" SMOOTH DOOR

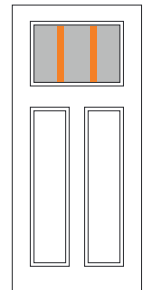


ACCESSORY INFO

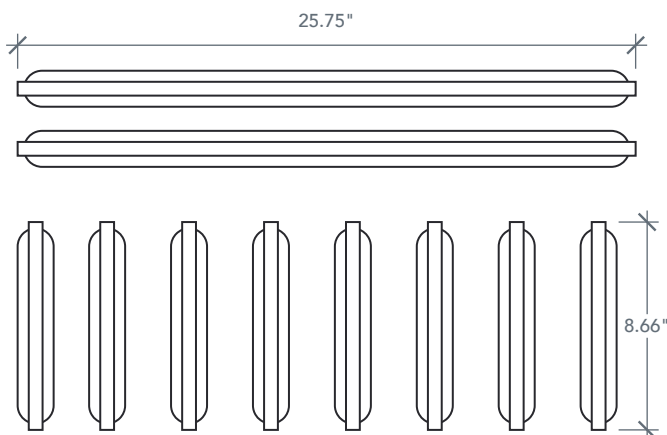
ARTWORK SCALE: 1 1/2"=1"

Pieces Per Set: 4
17 1/8" SDL Bars (4 pcs.)

Matching Doors:
DRF3C G000 | Spec Page 27
DRS3C G000 | Spec Page 27



ACSDF23002 6-LITE FOR 6'8" FIR DOOR
ACSDW23006 6-LITE FOR 6'8" SMOOTH DOOR



ACCESSORY INFO

ARTWORK SCALE: 1 1/2"=1"

Pieces Per Set: 10
25 3/4" SDL Bars (2 pcs.)
8 2 1/2" SDL Bars (8 pcs.)

Matching Doors:
DRF3C G000 | Spec Page 27
DRS3C G000 | Spec Page 27

